

Panel Doctors



Dr. Swapnesh Sawant

Vitreo-Retinal Surgeon
MS, DNB, FRCS (Glasgow, UK). FICO (UK)
FMRF (Sankara Nethralaya, Chennai).
FAICO (Retina)



Dr. Shashi Kapoor

Lasik Surgeon
MS DO FLVPEI



Dr. Prachi Agashe

Paediatric ophthalmologist
DNB, FICO (UK)



Dr. Hardik Parikh

Corneal Surgeon
M.S., FAEH, FAICO (refractive)

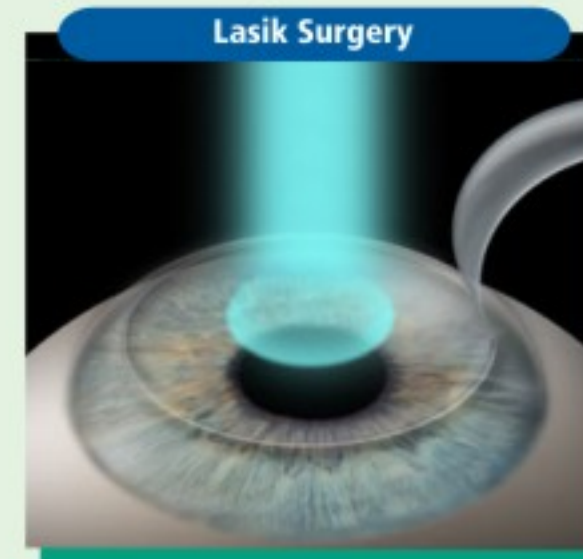


Dr. Kruti Mody

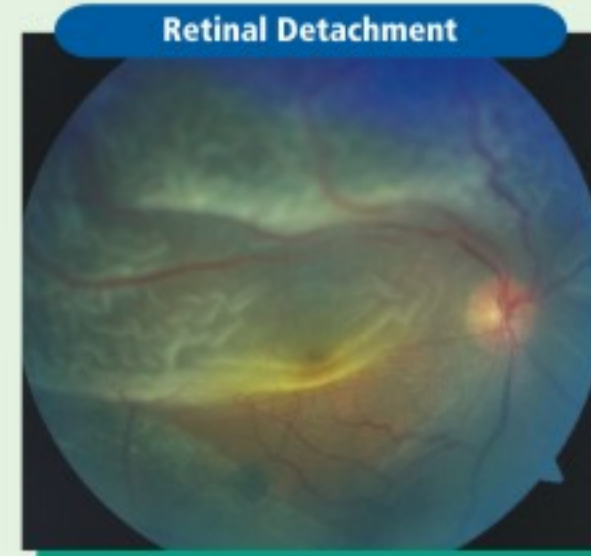
Orbit & Oculoplasty Surgeon
DNB, F.LVPEI, FICO.



Cataract



Lasik Surgery



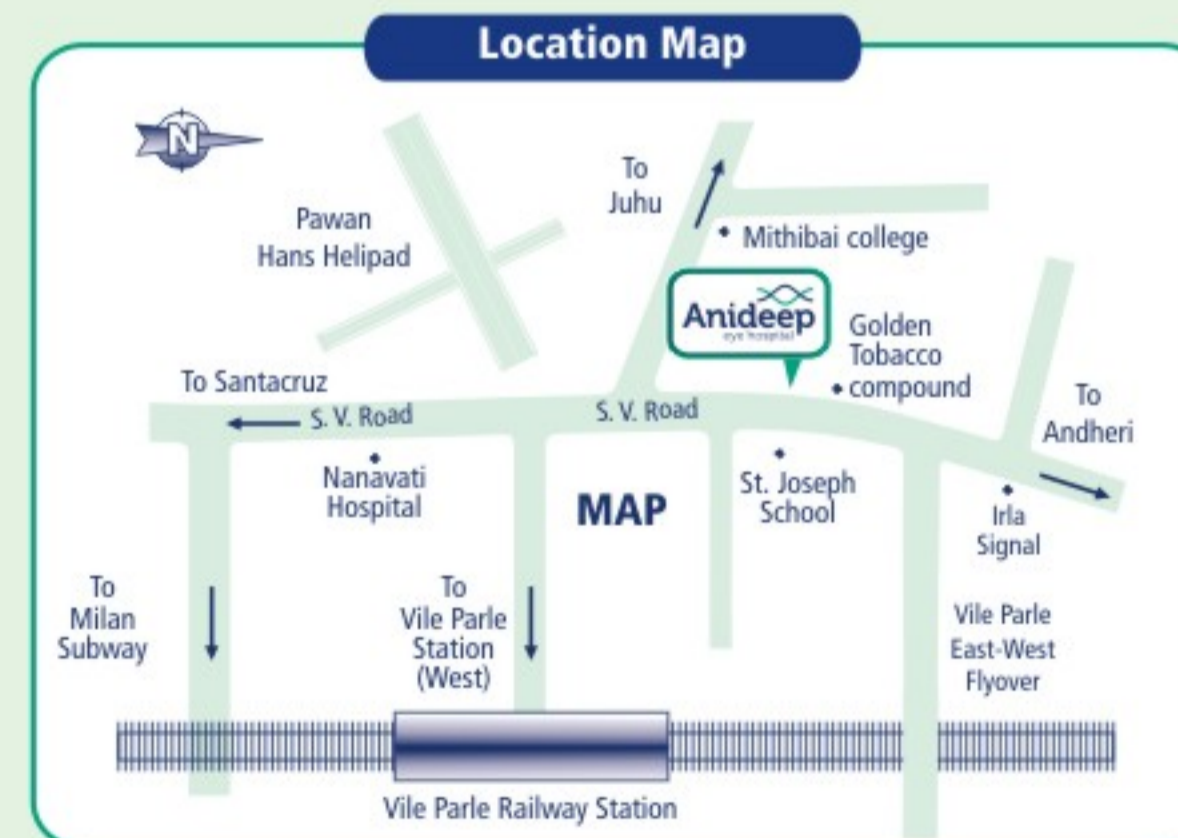
Retinal Detachment



Hypertension retina disease



Diabetic retina disease



Location Map



Anideep
eye hospital

Trust • Care • Excellence

Plot no. 414, Next to Golden Tobacco Compound,
S. V. Road, Vile Parle (W), Mumbai 400 056

☎: +91 22 2625 1111

📘 /anideepeyehospital

www.anideepeyehospital.com

COUPON

20% OFF

Applicable for eye check up and diagnostic tests only • 1 coupon valid for 1 person only

Coupon valid till 31st December 2016

Anideep
eye hospital
Trust • Care • Excellence

Welcome to Anideep Eye Hospital

We know the difference that eyesight makes to your world. Which is why, we Anideep Eye Hospital and Institute Pvt. Ltd. is a dedicated 7 floor facility for comprehensive eye care. It has best-in-class infrastructure and equipment from around the world. Supported by some of the finest doctors and patient-friendly services to make your life easier. Drop in for an eye check-up today.

Our Range of Medical Services

Diagnostic / Lasers / Injections / Surgeries

Lasik – Standard / Customised

Cataract – Ultramodern sutureless Ozil technology cataract surgery

Retina – Diabetic Retinopathy / Age related Macular degeneration / Retinal Detachment / Retinopathy of prematurity

Uveitis

Glaucoma

Pediatric Eye diseases – Squint

Neuro ophthalmology



State of The Art - Modular Stainless Steel Operation Theatre with Hepafilters and Laminar Airflow




Operation Theater 02



Lasik OT




Waiting Hall



Lasik Lounge



Consulting Room



Deluxe Room

Equipments

To offer best services to the patient, we have chosen the best-in-class technologies. Be it 27 gauge vitrectomy systems for retina surgeries; Scheimpflug imaging of posterior cornea for Lasik or torsional phacomulsification systems and Ultra HD microscopes for cataracts.

- ❑ AMO Lasik Excimer Laser (USA)
- ❑ Sirius Topography (Germany)
- ❑ Zeiss Lumera Microscope with Resight Retina Viewing System (Germany)
- ❑ Zeiss Fr Pro Microscope (Germany)
- ❑ Alcon Constellation Vitrectomy (USA)
- ❑ Alcon Ozil Phacoemulsification (USA)
- ❑ Zeiss Fundus Fluorescein Angiography with ICG and Auto-Fluorescence (Germany)
- ❑ Zeiss Cirrus OCT Version 8 with Anterior Segment OCT Full Visante Module (Germany)
- ❑ Zeiss Humphery Perimetry with Forum Go Platform (Germany)
- ❑ Zeiss IoL Master (Germany)
- ❑ Zeiss Visalis 100 Phacomachine (Germany)
- ❑ Jericho Multispot Green Laser
- ❑ Ultrasound Bscan
- ❑ YAG laser



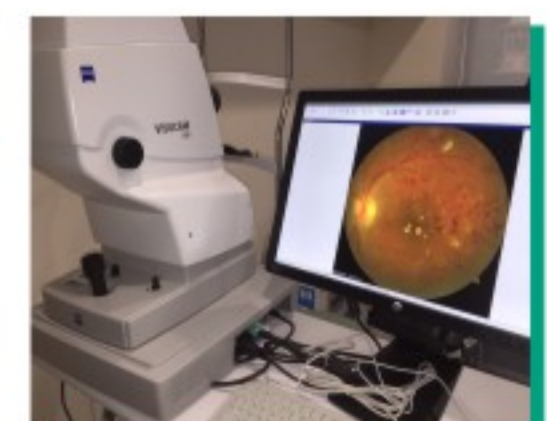
OCT



IOL Master



Multispot Retina Laser



Fundus Angiography

